










Converter Thrust Bearings

IMAGE	ALTO#	Tri Components #	Sonnax #	DESCRIPTION
	026353	FW-2-8	FD-N-6	Ford 4R100, 5R110W 1.540"X2.282"X0.140"
	028320	TW-2-4	CH-N-1	Chrysler 45RFE, 545RFE, A604, A606, A500, A518, A727, A904, 40TE, 41TE, 41AE, 42LE, 40RH, 42RH, 40RE, 42RE, 44RE, 46RH, 46RE Toyota A340H VW 095, 096
	031320	SW-2-14	GM-N-13H	Allison AT540, AT500 GM TH400, 3L80
	031321	SW-2-18	GM-N-17	GM 4L80E
	032350	SW-2-8	GM-N-8HLT	GM 250C, 350C, 200-4R, 4L60/E (298mm LU) 1.440"X2.840"X0.150"
	032352	SW-2-1HD	GM-N-2H	GM TH200, TH350, TH400; Allison AT500 1.500"X2.185"X0.156"
	038320	SW-2-11	GM-N-11	GM 4T60E, 4T65E, 4T80E, 5L40E, TH125C, TH180C, TH200C, TH700-R4, 3T40, 3L30, 4L60
	041320	FW-2-9	FD-N-7	Ford 5R55S, 5R55N, 5R55W



Converter Thrust Bearings

IMAGE	ALTO#	Tri Components #	Sonnax #	DESCRIPTION
	041350	FW-2BKHD	(FD-N-1) +(MI-N-3) +(FD-N-2)	Ford A4LD, 4R55E (late), 5R55E 1.480"X2.489"X0.208"
	043320	SW-2-12	GM-N-8HLT	GM TH250C, 350C, TH400, 3L80, 4L60E, 4L60, TH200-4R, TH700-R4 Allison AT-540 Chrysler 68RFE, A618, 48RE, 47RH, 47RE
	044351	NA	TO-N-13	A130, A140, A43DE, DL, A440F, A44D, A540E, A760E, A960E/F (TB-65SN), F4A42, U250E 1.740"X2.690"X0.150"
	057321	SW-2-24	GM-N-18	GM 4L60E, 4L80E
	057323	SW-2-33	GM-N-20	GM 4L60E, 4L80E, 6L80, 6L90
	065350	NA	TO-N-11	A442F, A541E, A750E, 09D (Non-Captive Clutch), U140E 1.732"X2.854"X0.150"
	073350	YW-2-10	TO-N-6	A340H, A440L, A760E, A960E, A960F, (TB-65SN), U250E 1.740"X2.690"X0.150"
	128350	TW-2-22	CH-N-2	10", 41TE & 42LE, 45RFE, 545RFE, 62TE, RE7R01A (JR710E) 2.086"X2.892"X0.183"





Converter Thrust Bearings

IMAGE	ALTO#	Tri Components #	Sonnax #	DESCRIPTION
	129356	NA	AW-N-3	Aisin TF-60SN; VW 09G 2.430"X3.440"X0.129"
	134350	NA	HO-N-2K	Honda AS, B7TA, B7VA, B7YA, F4 0.800"X1.457"X0.158"
	141353	HW-2-3	MB-N-1	Mercedes 722.6, 722.9 1.730"X2.586"X0.195", 3 tabs
	141354	HW-2-2	MB-N-2	Mercedes 722.6, 722.9 2.165"X2.980"X0.195"
	141355	HW-2-1	MB-N-3	Mercedes 722.6, 722.9 1.300"X2.028"X0.160"
	143350	PW-2-10HD	FS-N-4	ZF4HP16, ZF5HP19, ZF5HP24, ZF6HP19, ZF6HP26, ZF8HP45, ZF8HP55, ZF8HP70 1.500"X2.508"X0.180"
	152350	SW-2-31	AL-N-1	Allison 1000, 2000, 2400 2.653"X3.955"X0.220"
	152351	NA	AL-N-2	Allison 1000, 2000, 2400 2.178"X3.375"X0.220"



Converter Thrust Bearings

IMAGE	ALTO#	Tri Components #	Sonnax #	DESCRIPTION
	155351	RW-S-1	RE-N-2	Renault DPO, Peugeot AL4 2.059"X2.972"X0.142"
	166350	FW-2-10	(FD-N-10) + (FD-WS-34) + (FD-WS-35)	Ford 5R110W 1,870"X3.112"X0.208"