




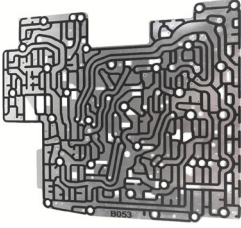


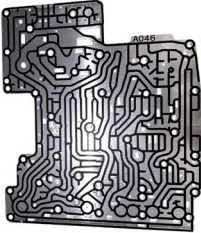




## Valve Body Plates

| IMAGE   | ALTO#   | OEM#                           | PI#   | SONNAX#   | DESCRIPTION  |
|---|---------|--------------------------------|-------|-----------|--|
|    | 183001  | 1068-327-179<br>1068-227-051   | 82051 | 95740-051 | VALVE BODY - BONDED PLATE ZF6HP19/26/32<br>A051/B051       |
|    | 183002  | 1068-327-224<br>1068-227-065   | 82065 | 35740-065 | VALVE BODY - BONDED PLATE ZF6HP21/28/34<br>A065/B065       |
|   | 183003  | 1068-327-180<br>1068-227-052   | 82052 | 95740-052 | VALVE BODY - BONDED PLATE ZF6HP19/26/32<br>A052/B052       |
|  | 183004  | 6L2P-7Z490-FC                  | 37490 | 95740-510 | VALVE BODY-BONDED PLATE FORD 6R60, 6R75,<br>6R80 2006-08   |
|  | 183004A | AL3P-7Z490-BA                  |       |           | VB PLATE 6R80 LATE W/ONE-WAY CL 11+                        |
|  | 183005  | 1068 -327-163,<br>1068-227-047 | 82047 | 95740-047 | VALVE BODY-BONDED PLATE ZF6HP19, 6HP26,<br>6HP32 A047/B047 |





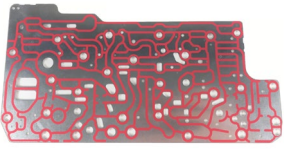



## Valve Body Plates

| IMAGE   | ALTO#  | OEM#                          | PI#   | SONNAX#   | DESCRIPTION   |
|---|--------|-------------------------------|-------|-----------|---|
|    | 183006 | 1068-327-189,<br>1068-227-053 | 82253 | 95740-053 | VALVE BODY-BONDED PLATE ZF6HP19, 6HP26,<br>6HP32 A053/B053          |
|    | 183007 | 1068-327-210,<br>1068-227-063 | 82063 | 95740-063 | VALVE BODY-BONDED PLATE ZF6HP21, 6HP28,<br>6HP34 (Gen. 2) A063/B063 |
|   | 183008 | 1068-227-035                  | 82490 | 95740-035 | VB BONDED PLATE ZF6HP19/26/32 GEN 1<br>A035/B035                    |
|  | 183009 | 1068-227-046                  | 82495 | 95740-046 | VB BONDED PLATE ZF6HP19/26/32 GEN 1<br>A046/B046                    |
|  | 216001 | 1087-327-175                  | 82148 | 35740-048 | VALVE BODY - BONDED PLATE 845RE ZF8HP45/70<br>A048/B048             |
|  | 216002 | 1087-327-189ZFS               | NA    | NA        | VALVE BODY - BONDED PLATE ZF8HP55<br>A054/B054                      |




## Valve Body Plates

| IMAGE   | ALTO#  | OEM#         | PI#   | SONNAX#   | DESCRIPTION  |
|---|--------|--------------|-------|-----------|--|
|    | 216003 | 1102-327-188 | 82287 | NA        | VALVE BODY BONDED PLATE ZF8HP A187/B187              |
|    | 216004 | 1087-327-178 | 82049 | NA        | VALVE BODY - BONDED PLATE ZF8HP SERIES - A049/B049   |
|   | 216005 | 1087-327-221 | 82071 | 35740-071 | VALVE BODY - BONDED PLATE ZF8HP55 - A071/B071        |
|  | 216006 | 1087-327-099 | 82820 | NA        | VALVE BODY - BONDED PLATE ZF8HP SERIES - A028/B028   |
|  | 223001 | 1094-327-073 | 82248 | NA        | VALVE BODY - BONDED PLATE 948TE 9 SOLENOID TYPE ONLY |
|  | 223002 | 85320-B135   | 82135 | NA        | VALVE BODY - BONDED PLATE ZF9HP48 - A135/B135        |



## Valve Body Plates

| IMAGE  | ALTO#  | OEM#         | PI#   | SONNAX#   | DESCRIPTION                             |
|--|--------|--------------|-------|-----------|---|
|  A technical drawing of a valve body plate, showing a complex network of passages and ports. The drawing is a top-down view of the component. | 223003 | 1094-394-238 | 82238 | 85740-238 | VALVE BODY - BONDED PLATE ZF9HP48 - A/B |